

Category 6 Enhanced Unshielded U/UTP 650MHz Riser

ETL verified for guaranteed performance
Made in the USA

Spec Part No.: CT6ER

Applications

Supports all Gigabit Ethernet/1000BASE-T/IEEE 802.3ab, ATM up to 155 Mbps, 100 Mbps Fast Ethernet 100BASE-T/IEEE 802.3, ANSI.X3.263 FDDI TP-PMD, Ethernet 10BASE-T/IEEE 802.5, T1/E1, xDSL, ISDN, 550 MHz Broadband Video and standards under development such as ATM at 622 Mbps, 1.2, 2.4 and 4.8 Gbps

Construction Details:

No. 23 AWG solid bare copper conductor insulated with polyethylene. Two colored mated insulated conductors twisted together to form a pair and four pairs assembled to form a core. The core is jacketed with a flame retardant PVC.

Surface Print:

STREAMline™ by REMEE ETL VERIFIED CAT6 TO TIA-568.2-D...4PR U/UTP 23AWG C(ETL)US CMR ENHANCED FT4 MADE IN USA MM/YY (LOT #) SEQ FT

Insulation Color Code:

Pair	Color Code
1	Blue with White/Blue
2	Orange with White/Orange
3	Green with White/Green
4	Brown with White/Brown

Jacket Colors: - See Table, Page 3

Electrical Parameters:

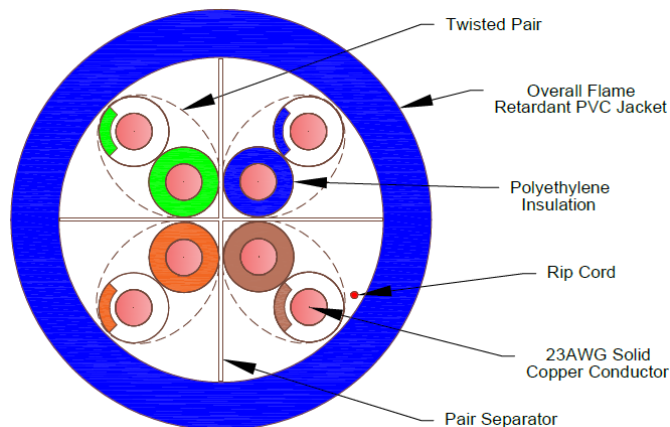
Suggested Working Voltage:	300 Volts, rms.
Mutual Capacitance:	14 pF/ft nominal
Capacitance Unbalance:	330 pF/100m maximum
Velocity of Propagation:	72%
Max. Conductor D.C.R.:	28.6 ohm/1000 feet
Max. DCR Unbalance:	5%
Max. Delay Skew:	45.0 ns/100m
Characteristic Impedance:	from 0.772 - 100 MHz 100 ± 15%
	from 101 - 250 MHz 100 ± 22%
	from 251 - 650 MHz 100 ± 32%

Issue Date: 05/25
Revision: 3

All warranty information can be viewed at WWW.REMEE.COM.

This product is RoHS compliant to directive 2002/95/EC .

1751 State RTE. 17A STE #1 Florida, NY 10921
Customer Service: 800-431-3864 Fax: 845-651-4160 Website: www.remee.com



Technical Details

Temperature Rating	Installation:	0°C to 50°C
	Operation:	-20°C to 75°C
Nominal Diameter:		0.240 in.
Maximum Installing Tension:		25 lbf
Minimum Bending Radius:		2.9 in.
Nominal Cable Weight:		40 lbs/1,000 feet

Standards


- ANSI/TIA/EIA 568.2-D Category 6
- National Electric Code – Article 800
- ISO/IEC 11801 Category 6
- UL 444 Type CMR

Codes & Listings

- CMR rating FT4
- C(ETL)US CMR
- ETL Electrically Verified to ANSI/TIA/EIA 568.2-D Cat. 6


Product Part Number

6RF234UTPENH



MADE IN THE USA





Category 6 Enhanced Unshielded U/UTP 650MHz Riser

ETL verified for guaranteed performance
Made in the USA

Spec Part No.: CT6ER

Electrical Characteristics:

Frequency MHz	Return Loss dB Minimum	Attenuation dB(100m) Maximum	NEXT dB Minimum	PS-NEXT dB Minimum	ELFEXT dB Minimum	PS-ELFEXT dB Minimum	ACR dB Minimum	PS-ACR dB Minimum
1	20.0	2.0	80.3	78.3	73.8	70.8	78.3	76.3
4	23.0	3.8	71.3	69.3	61.8	58.8	67.5	65.5
10	25.0	6.0	65.3	63.3	53.8	50.8	59.3	57.3
16	25.0	7.6	62.2	60.2	49.7	46.7	54.6	52.6
20	25.0	8.5	60.8	58.8	47.8	44.8	52.3	50.3
31.25	23.6	10.7	57.9	55.9	43.9	40.9	47.2	45.2
62.5	21.5	15.4	53.4	51.4	37.9	34.9	38.0	36.0
100	20.1	19.8	50.3	48.3	33.8	30.8	30.5	28.5
200	18.0	29.0	45.8	43.8	27.8	24.8	16.8	14.9
250	17.3	32.8	44.3	42.3	25.8	22.8	11.5	9.5
300	16.8	36.4	43.1	41.1	24.3	21.3	-----	-----
350	16.3	39.8	42.1	40.1	22.9	19.9	-----	-----
400	15.9	43.0	41.3	39.3	21.8	18.8	-----	-----
500	14.8	49.5	40.2	38.2	20.0	17.0	-----	-----
550	14.4	53.1	39.5	37.5	18.9	15.9	-----	-----
650	18.6	56.8	36.1	34.1	-----	-----	-----	-----

*Values above 250 MHz are for engineering information only

Preparation For Shipment

The cable shall be packaged to preclude the inducement of damage due to handling and transportation, and shall be in accordance with the best commercial practices available. Shipping containers shall be constructed as to eliminate any possible damage to the cables due to shipment.




Issue Date: 05/25
Revision: 3

All warranty information can be viewed at WWW.REMEE.COM.

This product is RoHS compliant to directive 2002/95/EC .

1751 State RTE. 17A STE #1 Florida, NY 10921
Customer Service: 800-431-3864 Fax: 845-651-4160 Website: www.remee.com



Category 6 Enhanced Unshielded U/UTP 650MHz Riser

ETL verified for guaranteed performance
Made in the USA

Spec Part No.: CT6ER

Specific Part Number Information for Length, Put-Up & Jacket Color:

Available Length's and Put-Up's — **M1** for 1,000' reel; **B2** for 2,000' reel; **B3** for 2,500' reel; **B5** for 5,000' reel

Available Stock Jacket Color — **O** for Blue, **B** for Black, **W** for White, **Z** for Orange
(Other Colors Available with Minimum Order Quantities)

The 3-place designator is placed at the end of the part number to describe specific packaging, length and jacket color.

Note: While Remee Products Corp. has made every reasonable effort to ensure the accuracy of the information in this document, Remee Products Corp. does not guarantee that it is error-free, nor does Remee Products Corp. make any other representation, warranty, or guarantee that the information is accurate, correct, reliable or current. Remee Products Corp. reserves the right to make any adjustments to the information contained herein at any time without notice. Remee Products Corp. expressly disclaims all implied warranties regarding the information contained herein, including but not limited to, any implied warranties of merchantability or fitness for particular purpose. The dimensions in this document are for reference purposes only and are subject to change without notice.

Your signature constitutes that you have read and agreed to this specification sheet and upon confirmation of your order; this item may be non-cancelable and non-returnable.

Signature: _____

Company: _____

Date: _____



Issue Date: 05/25
Revision: 3

All warranty information can be viewed at WWW.REMEE.COM.

This product is RoHS compliant to directive 2002/95/EC .

1751 State RTE. 17A STE #1 Florida, NY 10921
Customer Service: 800-431-3864 Fax: 845-651-4160 Website: www.remee.com