

Category 6A Shielded F/UTP Augmented 500 MHz Riser

ETL Listed for guaranteed performance
Made in the USA

Spec Part No.: CT6ASR

Applications

Supports all category 6A indoor applications including Ethernet 10 Gigabit, 100BASETX, 100BaseVG ANYLAN, 155ATM, 622ATM, NTSC/PAL Component or Composite Video, AES/EBU Digital Audio, AES51, RS-422.

Construction Details:

No. 23 AWG copper conductor insulated with polyethylene. Two colored mated insulated conductors twisted together to form a pair and four pairs assembled around a pair separator to form a core. The core is shielded and uses a 24AWG solid TC drain. Overall is a flame retardant PVC jacket.

Surface Print:

STREAMline™ by REMEE CAT6A 10GIG 4PR F/UTP 23AWG C(ETL)US CMR FT4 MM/YY (LOT #) MADE IN USA SEQ FT

Insulation Color Code:

Pair	Color Code
1	Blue with White/Blue
2	Orange with White/Orange
3	Green with White/Green
4	Brown with White/Brown

Jacket Colors: - See Table, Page 3

Electrical Parameters:

Mutual Capacitance:	14 pF/ft nominal
Capacitance Unbalance:	330 pF/100m maximum
Velocity of Propagation:	72%
Max. Conductor D.C.R.:	28.6 ohm/1000 feet
Max. DCR Unbalance:	5%
Max. Delay Skew:	45 ns/100m
Characteristic Impedance:	from 0.772 - 100 MHz 100 ± 15%
	from 101 - 200 MHz 100 ± 22%
	from 201 - 500 MHz 100 ± 32%

Issue Date: 05/25
Revision: 11

All warranty information can be viewed at WWW.REMEE.COM.

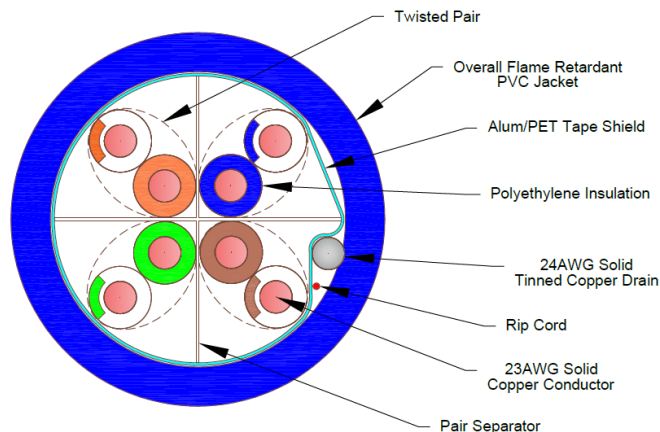
This product is RoHS compliant to directive 2002/95/EC .

1751 State RTE. 17A STE #1 Florida, NY 10921

Customer Service: 800-431-3864

Fax: 845-651-4160

Website: www.remee.com



Technical Details

Temperature Rating

Installation: 0°C to 50°C

Operation: -20°C to 75°C

Nominal Diameter: 0.305 in.

Maximum Installing Tension: 25 lbf

Minimum Bending Radius: 2.4 inch

Nominal Cable Weight: 36 lb/1000 feet

Standards

- ANSI/TIA/EIA 568.2-D Category 6A
- National Electric Code – Article 800
- ISO/IEC 11801 Category 6A
- UL 444 Type CMR


Codes & Listings

- CMR Rating FT4
- C(ETL)US CMR

Product Part Number

6UA234STP





Category 6A Shielded F/UTP Augmented 500 MHz Riser

ETL Listed for guaranteed performance
Made in the USA

Spec Part No.: CT6ASR

Electrical Characteristics:

Frequency MHz	Return Loss (dB/100m) Minimum	Insertion Loss (dB/100m) Maximum	NEXT (dB/100m) Minimum	PS-NEXT (dB/100m) Minimum	ACRF (dB/100m) Minimum	PS-ACRF (dB/100m) Minimum	Prop. Delay (dB/100m) Maximum	Alien Crosstalk	
								PS ANEXT (dB/100m) Minimum	PS AACRF (dB/100m) Minimum
1	20.0	2.0	74.3	72.3	67.8	64.8	570.0	67.0	67.0
4	23.0	3.8	65.3	63.3	52.8	52.8	552.0	67.0	66.2
8	24.5	5.3	60.8	58.8	46.7	46.7	546.7	67.0	60.1
10	25.0	5.9	59.3	57.3	44.8	44.8	545.4	67.0	58.2
16	25.0	7.4	56.2	54.2	40.7	40.7	543.0	67.0	54.1
20	25.0	8.3	54.8	52.8	38.8	38.8	542.0	67.0	52.2
25	24.3	9.3	53.3	51.3	36.8	36.8	541.2	67.0	50.2
31.25	23.6	10.5	51.9	49.9	34.9	34.9	540.4	67.0	48.3
62.5	21.5	14.9	57.4	45.4	28.9	28.9	538.6	65.6	42.3
100	20.1	19.1	44.3	42.3	24.8	24.8	537.6	62.5	38.2
155	18.8	24.0	41.4	39.4	21.0	21.0	536.9	59.6	34.4
200	18.0	27.5	39.8	37.8	18.8	18.8	536.5	58.0	32.2
250	17.3	31.0	38.3	36.3	16.8	16.8	536.3	56.5	30.2
300	16.8	34.2	37.1	35.1	15.3	15.3	536.1	55.3	28.7
350	16.3	37.2	36.1	34.1	13.9	13.9	535.9	54.3	27.3
400	15.9	40.0	35.3	33.3	12.8	12.8	535.8	53.5	26.2
500	15.2	45.2	33.8	31.8	10.8	10.8	535.6	52.0	24.2

Preparation For Shipment

The cable shall be packaged to preclude the inducement of damage due to handling and transportation, and shall be in accordance with the best commercial practices available. Shipping containers shall be constructed as to eliminate any possible damage to the cables due to shipment.



MADE IN THE USA



Issue Date: 05/25
Revision: 11

All warranty information can be viewed at WWW.REMEE.COM.


This product is RoHS compliant to directive 2002/95/EC .

1751 State RTE. 17A STE #1 Florida, NY 10921

Customer Service: 800-431-3864

Fax: 845-651-4160

Website: www.remee.com



Category 6A Shielded F/UTP Augmented 500 MHz Riser

ETL Listed for guaranteed performance
Made in the USA

Spec Part No.: CT6ASR

Specific Part Number Information for Length, Put-Up & Jacket Color:

Available Length's and Put-Up's — **M1** for 1,000' reel; **B2** for 2,000' reel; **B3** for 2,500' reel; **B5** for 5,000' reel

Available Stock Jacket Color — **O** for Blue, **B** for Black, **W** for White, **Z** for Orange
(Other Colors Available with Minimum Order Quantities)

The 3-place designator is placed at the end of the part number to describe specific packaging, length and jacket color.

Note: While Remee Products Corp. has made every reasonable effort to ensure the accuracy of the information in this document, Remee Products Corp. reserves the right to make any adjustments to the information contained herein at any time without notice. Remee Products Corp. expressly disclaims all implied warranties regarding the information contained herein, including but not limited to, any implied warranties of merchantability or fitness for particular purpose. The dimensions in this document are for reference purposes only and are subject to change without notice.

Your signature constitutes that you have read and agreed to this specification sheet and upon confirmation of your order. The Remee Wire & Cable warranty is an integral part of this specification. This item may be non-cancelable and non-returnable.

Signature: _____

Company: _____

Date: _____



MADE IN THE USA



Issue Date: 05/25
Revision: 11

All warranty information can be viewed at WWW.REMEE.COM.

This product is RoHS compliant to directive 2002/95/EC .

1751 State RTE. 17A STE #1 Florida, NY 10921

Customer Service: 800-431-3864

Fax: 845-651-4160

Website: www.remee.com