

Category 5e Shielded F/UTP 100 MHz Riser

ETL listed for guaranteed performance
Made in the USA

Spec Part No.: CT5ESR

Applications

Supports all category 5 applications including Ethernet 100BASE-TX, 100BASE-VG and 155 ATM. Particularly suited for high bandwidth applications such as 622 ATM, Wideband, and Ethernet 1000BASE-T.

Construction Details:

No. 24 AWG solid bare copper conductor insulated with polyethylene. Two colored mated insulated conductors twisted together to form a pair and four pairs with a tape separator are assembled to form a core. The core is inner jacketed, a shield is applied over the inner jacket and a tin copper drain is pulled in under the tape. An overall flame retardant PVC jacket is applied over the shield.

Surface Print:

STREAMline™ by REMEE CAT5E 4PR F/UTP 24AWG C(ETL)
US CMR FT4 MM/YY (LOT#) MADE IN USA SEQ FT

Insulation Color Code:

Pair	Color Code
1	Blue with White/Blue
2	Orange with White/Orange
3	Green with White/Green
4	Brown with White/Brown

Jacket Colors: - See Table, Page 3

Electrical Parameters:

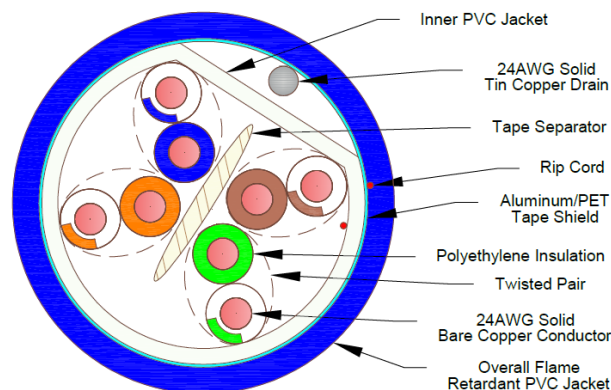
Voltage Rating:	300 volts
Mutual Capacitance:	14 pF/ft nominal
Capacitance Unbalance:	330 pF/100 m maximum
Velocity of Propagation:	70%
Max. Conductor D.C.R.:	28.6 ohm/1,000 feet
Max. DCR Unbalance:	5%
Max. Delay Skew:	45.0 ns/100m
Characteristic Impedance:	from 0.772 - 100 MHz 100 ± 15%

Issue Date: 05/25
Revision: 3

All warranty information can be viewed at WWW.REMEE.COM.

This product is RoHS compliant to directive 2002/95/EC .

1751 State RTE. 17A STE #1 Florida, NY 10921
Customer Service: 800-431-3864 Fax: 845-651-4160 Website: www.remee.com



Technical Details

Temperature Rating

Installation: 0°C to 50°C

Operation: -20°C to 75°C

Nominal Diameter: 0.255 in.

Maximum Installing Tension: 25 lbf

Minimum Bending Radius: 3.1 in.

Nominal Cable Weight: 33 lbs/1,000 feet

Standards

- ANSI/TIA/EIA 568.2-D Category 5e
- National Electric Code – Article 800
- ISO/IEC 11801 Category 5e
- UL 444 Type CMR


Codes & Listings

- CMR Rating FT4
- C(ETL)US CMR

Product Part Number

5AE244STP





Category 5e Shielded F/UTP 100 MHz Riser

ETL listed for guaranteed performance
Made in the USA

Spec Part No.: CT5ESR

Electrical Characteristics:

Frequency MHz	SRL dB Minimum	Return Loss dB Minimum	Attenuation dB (100m) Maximum	NEXT dB Minimum	PS-NEXT dB Minimum	ELFEXT dB Minimum	PS-ELFEXT dB Minimum	ACR dB Minimum	PS-ACR dB Minimum
1	23.0	20.0	2.0	65.3	62.3	63.8	60.8	63.3	60.3
4	23.0	20.3	4.0	56.3	53.3	51.7	48.7	52.3	49.3
8	23.0	20.5	5.7	51.8	48.8	45.7	42.7	46.1	43.1
10	23.0	25.0	6.4	50.3	47.3	43.8	40.8	43.9	40.4
16	23.0	25.0	8.2	47.3	44.3	39.7	36.7	39.1	36.1
20	23.0	25.0	9.2	45.8	42.8	37.7	34.7	36.6	33.6
25	22.0	25.0	10.4	44.3	41.3	35.8	32.8	33.9	30.9
31.25	21.1	23.6	11.7	42.9	39.9	33.9	30.9	31.2	28.2
62.5	18.1	21.5	16.9	38.4	35.4	27.8	24.8	21.5	18.5
100	16.0	20.1	21.9	35.3	32.3	23.8	20.8	13.4	10.4

Preparation For Shipment

The cable shall be packaged to preclude the inducement of damage due to handling and transportation, and shall be in accordance with the best commercial practices available. Shipping containers shall be constructed as to eliminate any possible damage to the cables due to shipment.



MADE IN THE USA




Issue Date: 05/25
Revision: 3

All warranty information can be viewed at WWW.REMEE.COM.

This product is RoHS compliant to directive 2002/95/EC .

1751 State RTE. 17A STE #1 Florida, NY 10921
Customer Service: 800-431-3864 Fax: 845-651-4160 Website: www.remee.com



Category 5e Shielded F/UTP 100 MHz Riser

ETL listed for guaranteed performance
Made in the USA

Spec Part No.: CT5ESR

Specific Part Number Information for Length, Put-Up & Jacket Color:

Available Length's and Put-Up's — M1 for 1,000' reel; B2 for 2,000' reel; B3 for 2,500' reel; B5 for 5,000' reel

Available Stock Jacket Color — O for Blue, B for Black, W for White, Z for Orange
(Other Colors Available with Minimum Order Quantities)

The 3-place designator is placed at the end of the part number to describe specific packaging, length and jacket color.

Note: While Remee Products Corp. has made every reasonable effort to ensure the accuracy of the information in this document. Remee Products Corp. reserves the right to make any adjustments to the information contained herein at any time without notice. Remee Products Corp. expressly disclaims all implied warranties regarding the information contained herein, including but not limited to, any implied warranties of merchantability or fitness for particular purpose. The dimensions in this document are for reference purposes only and are subject to change without notice.

Your signature constitutes that you have read and agreed to this specification sheet and upon confirmation of your order; this item may be non-cancelable and non-returnable.

Signature: _____

Company: _____

Date: _____



MADE IN THE USA



Issue Date: 05/25
Revision: 3

All warranty information can be viewed at WWW.REMEE.COM.

This product is RoHS compliant to directive 2002/95/EC .

1751 State RTE. 17A STE #1 Florida, NY 10921
Customer Service: 800-431-3864 Fax: 845-651-4160 Website: www.remee.com