



# Category 6 + RG-6/U Multi Media Cable

ETL listed for guaranteed performance

Part No.: RMMJ6RF1564W

## Applications:

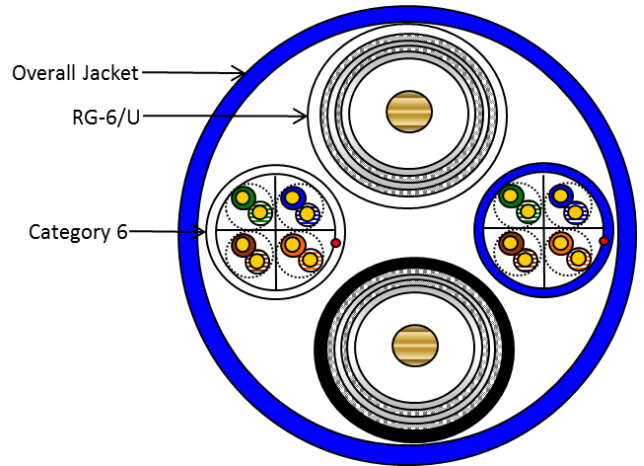
This document establishes the specifications for a quad shield RG 6/U type 75 ohm coaxial cable used for video display, point-of-sale terminals, Local Area Network controls and CATV broadcast applications swept to 3000 MHz.

## RG-6/U Construction Details:

Conductor: 18AWG Solid Bare Copperweld.  
 Dielectric: Cellular Polyethylene.  
 Nominal Dielectric Core Diameter: 0.180 in.  
 1<sup>st</sup> Shield: Bonded Coaxial Shielding Tape  
 (100% Coverage)  
 2<sup>nd</sup> Shield: Aluminum Braid  
 3<sup>rd</sup> Shield: Coaxial Shielding Tape  
 4<sup>th</sup> Shield: Aluminum Braid  
 Jacket material: Polyvinyl Chloride  
 Jacket Color: Black and White  
 Nominal Diameter: 0.282 in.  
 Surface Print: None

## Cat6 Construction Details:

Conductor: 23AWG Solid Bare Copper.  
 Number of Conductors: 4 Pairs (8/C)  
 Insulation Material: Polyethylene.  
 Jacket material: Polyvinyl Chloride  
 Jacket Color: Blue and White  
 Nominal Diameter: 0.240 in.  
 Surface Print: None



## Overall Cable Construction Details:

Construction Type: 2 Cat6 cables and 2 RG-6/U cables cabled together to form the core and jacketed.

Jacket Material: PVC  
 Jacket Color: Per Customer Requirement  
 Nominal Jacket Thickness: 0.025 in.  
 Nominal Overall Diameter: 0.680 in.  
 Surface Print: Per customer requirement

## Standards:

- ANSI/TIA/EIA 568C.2 Category 6
- National Electric Code - Article 800

## Codes & Listings:

- UL 1581: CM rating
- C(ETL)US




Issue Date: 06/15  
 Revision: 3

All warranty information can be viewed at [WWW.REMEE.COM](http://WWW.REMEE.COM).

This product is RoHS compliant to directive 2002/95/EC .

1751 State RTE. 17A STE #1 Florida, NY 10921  
 Customer Service: 800-431-3864 Fax: 845-651-4160 Website: [www.remee.com](http://www.remee.com)



# Category 6 + RG-6/U Multi Media Cable

Part No.: RMMJ6RF1564W

### \* RG-6/U Electrical Characteristics:

Nominal Capacitance: 16.2 pF/ft.  
 Nominal Characteristic Impedance: 75Ω  
 Nominal Velocity of Propagation: 84%  
 Nominal Attenuation (dB per 100 ft.):  
 1.46 dB @ 50 MHz      7.50 dB @ 1200 MHz  
 2.05 dB @ 100 MHz    8.50 dB @ 1800 MHz  
 2.83 dB @ 200 MHz    9.50 dB @ 2200 MHz  
 6.88 dB @ 1000 MHz   12.0 dB @ 3000 MHz

### \* Cat6 Electrical Details:

Nominal Mutual Capacitance: 14 pF/ft.  
 Nominal Velocity of Propagation: 70%  
 Maximum Capacitance Unbalance: 330 pF/ft.  
 Maximum Conductor D.C.R.: 28.6Ω/1000 ft.  
 Maximum D.C.R. Unbalance: 3%  
 Maximum Delay Skew: 18.0ns/100m  
 Nominal Characteristic Impedance:  
 from 0.772 MHz - 100 MHz    100 ± 15%  
 from 100 MHz - 200 MHz    100 ± 22%  
 from 201 MHz - 550 MHz    100 ± 32%

### \* Cat6 Electrical Characteristics:

Frequency	Return Loss	Attenuation	NEXT	PS-NEXT	ELFEXT	PS-ELFEXT
MHz	dB	Db (100m)	dB	dB	dB	dB
	Minimum	Maximum	Minimum	Minimum	Minimum	Minimum
1	20.0	2.0	80.3	78.3	73.8	70.8
4	23.0	3.8	71.3	69.3	61.8	58.8
10	25.0	6.0	65.3	63.3	53.8	50.8
16	25.0	7.6	62.2	60.2	47.7	46.7
20	25.0	8.5	60.8	58.8	47.8	44.8
31.25	23.6	10.7	57.9	55.9	43.9	40.9
62.5	21.5	15.4	53.4	51.4	37.9	34.9
100	20.1	19.8	50.3	58.3	33.8	30.8
200	18.0	29.0	45.8	43.8	27.8	24.8
250	17.3	32.8	44.3	42.3	25.8	22.8

\* All electricals are prior to cabling

### Preparation for Shipment:

The cable shall be packaged to preclude the inducement of damage due to handling and transportation, and shall be in accordance with the best commercial practices available. Shipping containers shall be constructed as to eliminate any possible damage to the cables due to shipment.



MADE IN THE USA




Issue Date: 06/15  
 Revision: 3

All warranty information can be viewed at [WWW.REMEE.COM](http://WWW.REMEE.COM).

This product is RoHS compliant to directive 2002/95/EC .

1751 State RTE. 17A STE #1 Florida, NY 10921  
 Customer Service: 800-431-3864      Fax: 845-651-4160      Website: [www.remee.com](http://www.remee.com)



# Category 6 + RG-6/U Multi Media Cable

Part No.: RMMJ6RF1564W

**Note:** While Remeë Products Corp. has made every reasonable effort to ensure the accuracy of the information in this document, Remeë Products Corp. does not guarantee that it is error-free, nor does Remeë Products Corp. make any other representation, warranty, or guarantee that the information is accurate, correct, reliable or current. Remeë Products Corp. reserves the right to make any adjustments to the information contained herein at any time without notice. Remeë Products Corp. expressly disclaims all implied warranties regarding the information contained herein, including but not limited to, any implied warranties of merchantability or fitness for particular purpose. The dimensions in this document are for reference purposes only and are subject to change without notice.

Your signature constitutes that you have read and agreed to this specification sheet and upon confirmation of your order; this item may be non-cancelable and non-returnable.

Signature: \_\_\_\_\_

Company: \_\_\_\_\_

Date: \_\_\_\_\_



MADE IN THE USA



Issue Date: 06/15  
Revision: 3

All warranty information can be viewed at [WWW.REMEE.COM](http://WWW.REMEE.COM).

This product is RoHS compliant to directive 2002/95/EC .

1751 State RTE. 17A STE #1 Florida, NY 10921  
Customer Service: 800-431-3864 Fax: 845-651-4160 Website: [www.remee.com](http://www.remee.com)