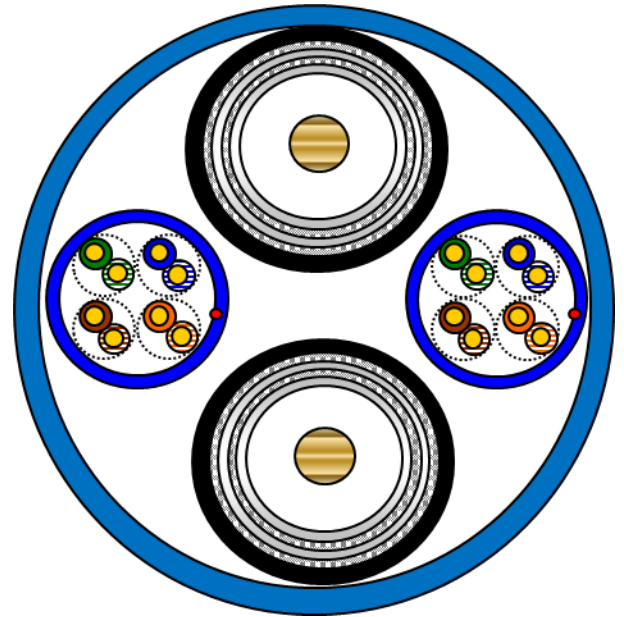


Category 5e + RG-6/U Multi Media Cable

ETL listed for guaranteed performance

Part No.: RMMJ5AE3501564W



Applications:

This document establishes the specifications for a multi-media cable containing two quad shield RG-6/U coaxial cables and two Category 5e 350MHz under an overall jacket.

RG-6/U Construction Details:

Conductor: 18AWG Solid Bare Copperweld
 Dielectric: Cellular Polyethylene.
 Nominal Dielectric Core Diameter: 0.180"
 1st Shield: Coaxial Shielding Tape (100% Coverage)
 2nd Shield: Aluminum Braid
 3rd Shield: Aluminum/Polyester Tape (100% Coverage)
 4th Shield: Aluminum Braid
 Jacket material: Polyvinyl Chloride
 Jacket Color: Black, Pink
 Nominal Diameter: 0.282"
 Surface Print: N/A

Cat5e Construction Details:

Conductor: 24AWG Solid Bare Copper.
 Number of Conductors: 4 Pairs (8/C)
 Insulation Material: Polyethylene.
 Jacket material: Polyvinyl Chloride
 Jacket Color: Blue, Yellow
 Nominal Diameter: 0.196"
 Surface Print: N/A

Standards:

- National Electric Code - Article 800
- UL 444, Type CMR FT4
- ANSI/TIA/EIA 568C.2 Category 5e

Codes & Listings:

- C(ETL)US CMR
- CSA FT4

Overall Cable Construction Details:

Construction Type: 2 Cat5e 350MHz cables and 2 RG-6/U cables are cabled together to form the core.

Jacket Material: Polyvinyl Chloride
 Jacket Color: Per Customer Requirement
 Nominal Jacket Thickness: 0.025"
 Nominal Overall Diameter: 0.638"

Surface Print: 3122598 MULTI-MEDIA
 2RG6U/18AWG QUAD SHIELD SWEPT TO
 3.0 GHZ + 2 CAT5E/24AWG ENHANCED
 CMR FT4 C(ETL)US + Sequential Footage
 Marking


Issue Date: 06/15
 Revision: 2

All warranty information can be viewed at WWW.REMEE.COM.

This product is RoHS compliant to directive 2002/95/EC .

PO Box 488 468 RT17A Florida, NY 10921
 Customer Service: 800-431-3864 Fax: 845-651-4160 Website: www.remee.com





Category 5e + RG-6/U Multi Media Cable

ETL listed for guaranteed performance

Part No.: RMMJ5AE3501564W

*RG-6/U Electrical Characteristics:

Nominal Capacitance: 16.2 pF/ft.
 Nominal Characteristic Impedance: 75Ω
 Nominal Velocity of Propagation: 84%
 Nominal Attenuation (dB per 100 ft.):
 1.46 dB @ 50 MHz 7.50 dB @ 1200 MHz
 2.05 dB @ 100 MHz 8.50 dB @ 1800 MHz
 2.83 dB @ 200 MHz 9.50 dB @ 2200 MHz
 6.88 dB @ 1000 MHz 12.0 dB @ 3000 MHz

*Cat5e Electrical Details:

Nominal Mutual Capacitance: 14 pF/ft.
 Nominal Velocity of Propagation: 70%
 Maximum Capacitance Unbalance: 330 pF/ft.
 Maximum Conductor D.C.R.: 28.6Ω/1000 ft.
 Maximum D.C.R. Unbalance: 5%
 Maximum Delay Skew: 45.0ns/100m
 Nominal Characteristic Impedance:
 from 0.772 MHz - 100 MHz 100 ± 15%
 from 100 MHz - 350 MHz 100 ± 22%

*Cat5e Electrical Characteristics:

Frequency	SRL	Return Loss	Attenuation	NEXT	PS-NEXT	ELFEXT	PS-ELFEXT
MHz	dB	dB(100m)	dB	dB	dB	dB	dB
	Minimum	Maximum	Minimum	Minimum	Minimum	Minimum	Minimum
1	23.0	20.0	2.0	70.3	68.3	63.8	60.8
4	23.0	20.3	4.0	61.3	59.3	51.7	48.7
10	23.0	25.0	6.4	55.3	53.3	53.8	40.8
16	23.0	25.0	8.2	52.3	50.3	39.7	36.7
20	23.0	25.0	9.2	50.8	48.8	37.7	34.7
31.25	21.1	23.6	11.7	47.9	45.9	33.9	30.9
62.5	18.1	21.5	16.9	43.4	41.4	27.8	24.8
100	16.0	20.1	21.9	40.3	38.3	23.8	20.8
250	12.0	17.3	36.8	34.3	32.3	15.8	12.8
300	11.2	16.8	40.9	33.2	31.2	14.2	11.2
350	10.6	16.3	44.8	32.2	30.2	12.9	9.9

* All electricals are prior to cabling

Preparation for Shipment:


The cable shall be packaged to preclude the inducement of damage due to handling and transportation, and shall be in accordance with the best commercial practices available. Shipping containers shall be constructed as to eliminate any possible damage to the cables due to shipment.

All warranty information can be viewed at WWW.REMEE.COM.

Issue Date: 06/15
 Revision: 2

This product is RoHS compliant to directive 2002/95/EC .

PO Box 488 468 RT17A Florida, NY 10921
 Customer Service: 800-431-3864 Fax: 845-651-4160 Website: www.remee.com



Category 5e + RG-6/U Multi Media Cable

ETL listed for guaranteed performance

Part No.: RMMJ5AE3501564W

Note: While Remeë Products Corp. has made every reasonable effort to ensure the accuracy of the information in this document, Remeë Products Corp. does not guarantee that it is error-free, nor does Remeë Products Corp. make any other representation, warranty, or guarantee that the information is accurate, correct, reliable or current. Remeë Products Corp. reserves the right to make any adjustments to the information contained herein at any time without notice. Remeë Products Corp. expressly disclaims all implied warranties regarding the information contained herein, including but not limited to, any implied warranties of merchantability or fitness for particular purpose. The dimensions in this document are for reference purposes only and are subject to change without notice.

Your signature constitutes that you have read and agreed to this specification sheet and upon confirmation of your order; this item may be non-cancelable and non-returnable.

Signature: _____

Company: _____

Date: _____

All warranty information can be viewed at WWW.REMEE.COM.

Issue Date: 06/15
Revision: 2

This product is RoHS compliant to directive 2002/95/EC .

PO Box 488 468 RT17A Florida, NY 10921
Customer Service: 800-431-3864 Fax: 845-651-4160 Website: www.remee.com