

Paired Unshielded Plenum Rated CL4P

ETL Listed for Guaranteed Performance
Made in the USA

PowerPipe™ - CL4P

Applications:

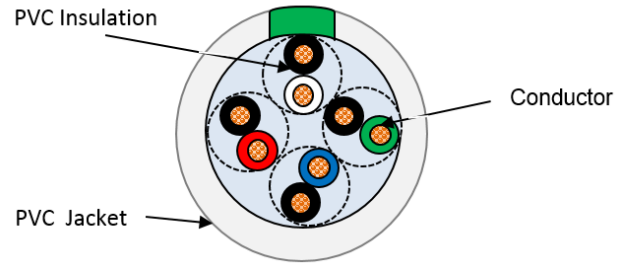
This document establishes the specifications for copper pairs suitable for use in all Class 4 fault-managed indoor power systems such as Pulse Power, Digital Electricity, and other smart transfer systems. Class 4 (CL4P) cables can be used throughout in-building plenum applications (air handling spaces) and riser (vertical) pathways.

Construction Details:

Number of Conductors:	See Table on Page 2
Conductor:	Stranded Bare Copper
Insulation Material:	Remguard™ LS-PVC
Nominal Insulation Thickness:	See Table on Page 2
Color Code:	Pair #1 - Black paired with Red Pair #2 - Black paired with White Pair #3 - Black paired with Green Pair #4 - Black paired with Blue Pair #5 - Black paired with Yellow Pair #6 - Black paired with Brown Pair #7 - Black paired with Orange Pair #8 - Red paired with White
Tape:	N/A
Jacket Material & Color:	Remguard LS-PVC Natural w/ a Green Stripe
Nominal Jacket Thickness:	See Table on Page 2
Nominal Diameter:	See Table on Page 2
Surface Print:	ACTIVATE™ by REMEE PowerPipe™ YYGA CMP-FMP XXA #ZZP 75C FT6 CL4P C(ETL)US ROHS MADE IN USA (DATE OF MFG) (LOT NUMBER) + Sequential Footage Marking
Where XX indicates Amps/Cdr.; YY indicates size; ZZ indicates # of pairs	

Technical Details:

Temperature Rating	Operation:	-20°C to +75°C
Nominal Weight:		See Table on Page 2



Representative Drawing

Electricals:

Maximum Operating Voltage:	450V, rms
Nominal Mutual Capacitance:	35.0 pF/ft. @ 1 kHz
Upper Limit Capacitance:	40.0 pF/ft. @ 1 kHz
Nominal Inductance:	133 nH/ft.
Nominal D.C.R.:	18AWG: 6.20Ω / 1,000 feet @ 20°C 16AWG: 3.74Ω / 1,000 feet @ 20°C 14AWG: 2.38Ω / 1,000 feet @ 20°C
Max Recommended Current/Conductor:	See Table on Page 2

Standards:

- National Electric Code - Article 800
- UL Subject 444, Type CMP FT6
- UL Subject 1400-2, Type CL4P
- NFPA 262 Flame Retardancy

Codes & Listings:

- C(ETL)US CMP FT6
- C(ETL)US CL4P



MADE IN THE USA




Issue Date: 01/24
Revision: 21

All warranty information can be viewed at WWW.REMEE.COM.

This product is RoHS compliant to directive 2002/95/EC .

1751 State RTE. 17A STE #1 Florida, NY 10921
 Customer Service: 800-431-3864 Fax: 845-651-4160 Website: www.remee.com



Paired Unshielded Plenum Rated CL4P

ETL Listed for Guaranteed Performance
Made in the USA

PowerPipe™ - CL4P

Part Number	Construction	# of Cond.	Insulation Wall, Nom.	Jacket Wall, Nom.	Diameter (in.), Nom.	Weight (lb/Mft), Nom.	Max Current per Cdr. (Amps)*
DE1P18RRM1WE	1PR 18 AWG	2	0.015	0.015	0.182	21	7.50
DE2P18RRM1WE	2PR 18 AWG	4	0.015	0.015	0.334	41	6.40
DE3P18RRM1WE	3PR 18 AWG	6	0.015	0.015	0.357	57	6.40
DE4P18RRM1WE	4PR 18 AWG	8	0.015	0.020	0.406	78	5.60
DE6P18RRM1WE	6PR 18 AWG	12	0.015	0.020	0.496	113	4.00
DE8P18RRM1WE	8PR 18 AWG	16	0.015	0.020	0.543	146	4.00
DE1P16RRM1WE	1PR 16 AWG	2	0.015	0.015	0.206	27	10.50
DE2P16RRM1WE	2PR 16 AWG	4	0.015	0.020	0.392	59	8.75
DE3P16RRM1WE	3PR 16 AWG	6	0.015	0.020	0.418	81	8.75
DE4P16RRM1WE	4PR 16 AWG	8	0.015	0.020	0.464	104	7.50
DE6P16RRM1WE	6PR 16 AWG	12	0.015	0.020	0.568	151	5.50
DE8P16RRM1WE	8PR 16 AWG	16	0.015	0.020	0.623	195	5.50
DE1P14RRM1WE	1PR 14 AWG	2	0.015	0.015	0.236	42	14.00
DE2P14RRM1WE	2PR 14 AWG	4	0.015	0.020	0.552	88	11.00
DE3P14RRM1WE	3PR 14 AWG	6	0.015	0.020	0.483	124	11.00
DE4P14RRM1WE	4PR 14 AWG	8	0.015	0.020	0.536	161	9.70
DE6P14RRM1WE	6PR 14 AWG	12	0.015	0.020	0.658	235	7.00
DE8P14RRM1WE	8PR 14 AWG	16	0.015	0.020	0.722	307	7.00

*Ampacity derived from NEC Table 310.16, with adjustments for: 75C rating; number of conductors; with ambient temperature of 25C



MADE IN THE USA




Issue Date: 01/24
Revision: 21

All warranty information can be viewed at WWW.REMEE.COM.

This product is RoHS compliant to directive 2002/95/EC .

1751 State RTE. 17A STE #1 Florida, NY 10921
Customer Service: 800-431-3864 Fax: 845-651-4160 Website: www.remee.com



Paired Unshielded Plenum Rated CL4P

ETL Listed for Guaranteed Performance
Made in the USA

PowerPipe™ - CL4P

Preparation for Shipment:

The cable shall be packaged to preclude the inducement of damage due to handling and transportation, and shall be in accordance with the best commercial practices available. Shipping containers shall be constructed as to eliminate any possible damage to the cables due to shipment.

Note: While Remeë Products Corp. has made every reasonable effort to ensure the accuracy of the information in this document, Remeë Products Corp. reserves the right to make any adjustments to the information contained herein at any time without notice. Remeë Products Corp. expressly disclaims all implied warranties regarding the information contained herein, including but not limited to, any implied warranties of merchantability or fitness for particular purpose. The dimensions in this document are for reference purposes only and are subject to change without notice.

Your signature constitutes that you have read and agreed to this specification sheet and upon confirmation of your order; this item may be non-cancelable and non-returnable.

Signature: _____

Company: _____

Date: _____



MADE IN THE USA



Issue Date: 01/24
Revision: 21

All warranty information can be viewed at WWW.REMEE.COM.

This product is RoHS compliant to directive 2002/95/EC .

1751 State RTE. 17A STE #1 Florida, NY 10921
Customer Service: 800-431-3864 Fax: 845-651-4160 Website: www.remee.com