


Huge Selection and Personal Service



Engineered With You In Mind

Paired Unshielded OSP CL4Z

ETL Listed for Guaranteed Performance
Made in the USA

PowerPipe™ - OSP / DB / SR / NS

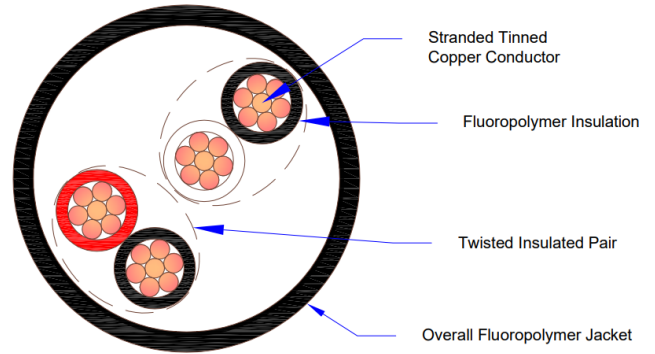
Applications:

This document establishes the specifications for copper pairs (one pair through eight pairs) suitable for use in all Class 4 fault-managed power systems such as Pulse Power, Digital Electricity and other smart transfer systems. Features include Sunlight Resistance, Direct Burial, and use in both Wet and Dry Locations.

Construction Details:

Number of Conductors:	See Table on Page 2
Conductor:	Stranded Tinned Copper
Insulation Material:	Fluoropolymer (FEP)
Nominal Insulation Thickness:	See Table on Page 2
Color Code:	Pair #1 - Black paired with Red Pair #2 - Black paired with White Pair #3 - Black paired with Green Pair #4 - Black paired with Blue Pair #5 - Black paired with Yellow Pair #6 - Black paired with Brown Pair #7 - Black paired with Orange Pair #8 - Red paired with White
Jacket Color:	Black
Nominal Jacket Thickness:	See Table on Page 2
Nominal Diameter:	See Table on Page 2
Surface Print:	ACTIVATE™ by REMEE PowerPipe™ YYAWG CL4Z-FMP 3.75A (**) XXP 150C WET DIR BUR SUN RES C(ETL)US ROHS MADE IN USA (DATE OF MFG) (LOT NUMBER) + Sequential Footage Marking

Where: ** 3.75A shown on 18AWG products only, no Amperage shown with 16AWG or 14AWG products; XX indicates # of pairs; YY indicates size



Representative Drawing

Technical Details:

Temperature Rating

Operation: -40°C to +150°C

Nominal Weight:

See Table on Page 2

Electricals:

Maximum Operating Voltage:	450 Volts, rms.
Nominal Mutual Capacitance:	18AWG: 15.5 pF/ft. @ 1 kHz 16AWG: 16.7 pF/ft. @ 1 kHz 14AWG: 17.7 pF/ft. @ 1 kHz
Upper Limit Capacitance, All Sizes:	40.0 pF/ft. @ 1 kHz
Nominal D.C.R.:	18AWG: 6.62Ω / 1,000 feet @ 20°C 16AWG: 4.15Ω / 1,000 feet @ 20°C 14AWG: 2.56Ω / 1,000 feet @ 20°C
Nominal Inductance:	134 nH/ft.
Max. Current/Conductor:	See Table on Page 2

Standards:

- National Electric Code - Articles 722 and 726
- UL 1400-2

Codes & Listings:

- CL4Z



MADE IN THE USA




Issue Date: 08/24
Revision: 11

All warranty information can be viewed at WWW.REMEE.COM.

This product is RoHS compliant to directive 2002/95/EC .

1751 State RTE. 17A STE #1 Florida, NY 10921
 Customer Service: 800-431-3864 Fax: 845-651-4160 Website: www.remee.com



Paired Unshielded OSP CL4Z

ETL Listed for Guaranteed Performance
Made in the USA

PowerPipe™ - OSP / DB / SR / NS

Part Number	Construction	# of Cond.	Insul. Wall	Jkt. Wall	Max. Dia. (in)	Weight (lb/Mft)
DE1P18OSPB2B	1PR 18 AWG	2	0.015	0.020	0.196	25
DE2P18OSPB2B	2PR 18 AWG	4	0.015	0.020	0.228	44
DE3P18OSPB2B	3PR 18 AWG	6	0.015	0.020	0.380	70
DE4P18OSPB2B	4PR 18 AWG	8	0.015	0.020	0.378	89
DE6P18OSPB2B	6PR 18 AWG	12	0.015	0.020	0.472	127
DE8P18OSPB2B	8PR 18 AWG	16	0.015	0.020	0.536	163
DE1P16OSPB2B	1PR 16 AWG	2	0.015	0.020	0.220	33
DE2P16OSPB2B	2PR 16 AWG	4	0.015	0.020	0.257	58
DE3P16OSPB2B	3PR 16 AWG	6	0.015	0.020	0.421	92
DE4P16OSPB2B	4PR 16 AWG	8	0.015	0.020	0.448	117
DE6P16OSPB2B	6PR 16 AWG	12	0.015	0.020	0.552	169
DE8P16OSPB2B	8PR 16 AWG	16	0.015	0.020	0.654	218
DE1P14OSPB2B	1PR 14 AWG	2	0.015	0.020	0.246	47
DE2P14OSPB2B	2PR 14 AWG	4	0.015	0.020	0.289	86
DE3P14OSPB2B	3PR 14 AWG	6	0.015	0.020	0.461	134
DE4P14OSPB2B	4PR 14 AWG	8	0.015	0.020	0.542	172
DE6P14OSPB2B	6PR 14 AWG	12	0.015	0.020	0.637	251
DE8P14OSPB2B	8PR 14 AWG	16	0.015	0.020	0.729	327

*Ampacity 3.75 amps - 75C rating



MADE IN THE USA




Issue Date: 08/24
Revision: 11

All warranty information can be viewed at WWW.REMEE.COM.

This product is RoHS compliant to directive 2002/95/EC .

1751 State RTE. 17A STE #1 Florida, NY 10921
Customer Service: 800-431-3864 Fax: 845-651-4160 Website: www.remee.com



Paired Unshielded OSP CL4Z

ETL Listed for Guaranteed Performance
Made in the USA

PowerPipe™ - OSP / DB / SR / NS

Specific Part Number Information for Length, Put-Up & Jacket Color:

- Available Length Designations — **M for 1000 feet**, and **L for 500 feet**
- Available Put-Up's — **1 for Reel**
- Available Jacket Color — **B for Black**

These 3-place designators are placed at the end of the part number to describe the individual packaging and length.

Preparation for Shipment:

The cable shall be packaged to preclude the inducement of damage due to handling and transportation, and shall be in accordance with the best commercial practices available. Shipping containers shall be constructed as to eliminate any possible damage to the cables due to shipment.

Note: While Remeë Products Corp. has made every reasonable effort to ensure the accuracy of the information in this document, Remeë Products Corp. reserves the right to make any adjustments to the information contained herein at any time without notice. Remeë Products Corp. expressly disclaims all implied warranties regarding the information contained herein, including but not limited to, any implied warranties of merchantability or fitness for particular purpose. The dimensions in this document are for reference purposes only and are subject to change without notice.

Your signature constitutes that you have read and agreed to this specification sheet and upon confirmation of your order; this item may be non-cancelable and non-returnable.

Signature: _____

Company: _____

Date: _____



Issue Date: 08/24
Revision: 11

All warranty information can be viewed at WWW.REMEE.COM.

This product is RoHS compliant to directive 2002/95/EC .

1751 State RTE. 17A STE #1 Florida, NY 10921
Customer Service: 800-431-3864 Fax: 845-651-4160 Website: www.remee.com