

Category 6A Shielded F/UTP Augmented 500 MHz

Made in the USA

Part No.: 6UB234STP

Applications

Supports all category 6A applications including Ethernet 10 Gigabit, 100BASETX, 100BaseVG ANYLAN, 155ATM, 622ATM, NTSC/PAL Component or Composite Video, AES/EBU Digital Audio, AES51, RS-422.

Construction Details:

No. 23 AWG copper conductor insulated with FEP. Two colored mated insulated conductors twisted together to form a pair and four pairs assembled around a pair separator to form a core. The core is shielded and jacketed with a low smoke, flame retardant PVC.

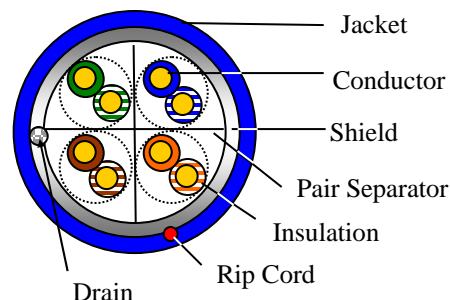
Surface Print: 3122598 CAT6A (AUGMENTED) 10GIG 4STP
23AWG C(ETL)US CMP FT6 MADE IN USA

Color Code:

Pair	Color Code
1	Blue with White
2	Orange with White
3	Green with White
4	Brown with White

Electrical Parameters:

Mutual Capacitance:	14 pF/ft nominal
Capacitance Unbalance:	330 pF/ft maximum
Velocity of Propagation:	72%
Max. Conductor D.C.R.:	28.6 ohm/1000 feet
Max. DCR Unbalance:	5%
Max. Delay Skew:	45 ns/100m
Characteristic Impedance:	from 0.772 - 100 MHz 100 ± 15%
	from 101 - 200 MHz 100 ± 22%
	from 201 - 500 MHz 100 ± 32%



Technical Details

Temperature Rating	
Installation:	-0°C to 50°C
Operation:	-2°C to 60°C
Nominal Diameter:	0.280 in.
Maximum Installing Tension:	25 lbf
Minimum Bending Radius:	2.0 inch
Nominal Cable Weight:	40 lb/1000 feet

Standards

- ANSI/TIA/EIA 568C.2 Category 6A
- National Electric Code – Article 800
- 11801:2002 Category 6A

Codes & Listings

- CMP Rating FT6
- C(ETL)US CMP



Issue Date:
01/2020
Revision: 6

All warranty information can be viewed at WWW.REMEE.COM.


This product is RoHS compliant to directive 2002/95/EC .

1751 State RTE. 17A STE #1 Florida, NY 10921

Customer Service: 800-431-3864

Fax: 845-651-4160

Website: www.remee.com



Category 6A
Shielded F/UTP
Augmented
500 MHz

Made in the USA

Part No.: 6UB234STP

Electrical Characteristics:

Frequency MHz	Return Loss (dB/100m) Minimum	Insertion Loss (dB/100m) Maximum	NEXT (dB/100m) Minimum	PS-NEXT (dB/100m) Minimum	ACRF (dB/100m) Minimum	PS-ACRF (dB/100m) Minimum	Prop. Delay (dB/100m) Maximum	Alien Crosstalk	
								PS ANEXT (dB/100m) Minimum	PS AACRF (dB/100m) Minimum
1	20.0	2.0	74.3	72.3	67.8	64.8	570.0	67.0	67.0
4	23.0	3.8	65.3	63.3	52.8	52.8	552.0	67.0	66.2
8	24.5	5.3	60.8	58.8	46.7	46.7	546.7	67.0	60.1
10	25.0	5.9	59.3	57.3	44.8	44.8	545.4	67.0	58.2
16	25.0	7.4	56.2	54.2	40.7	40.7	543.0	67.0	54.1
20	25.0	8.3	54.8	52.8	38.8	38.8	542.0	67.0	52.2
25	24.3	9.3	53.3	51.3	36.8	36.8	541.2	67.0	50.2
31.25	23.6	10.5	51.9	49.9	34.9	34.9	540.4	67.0	48.3
62.5	21.5	14.9	57.4	45.4	28.9	28.9	538.6	65.6	42.3
100	20.1	19.1	44.3	42.3	24.8	24.8	537.6	62.5	38.2
155	18.8	24.0	41.4	39.4	21.0	21.0	536.9	59.6	34.4
200	18.0	27.5	39.8	37.8	18.8	18.8	536.5	58.0	32.2
250	17.3	31.0	38.3	36.3	16.8	16.8	536.3	56.5	30.2
300	16.8	34.2	37.1	35.1	15.3	15.3	536.1	55.3	28.7
350	16.3	37.2	36.1	34.1	13.9	13.9	535.9	54.3	27.3
400	15.9	40.0	35.3	33.3	12.8	12.8	535.8	53.5	26.2
500	15.2	45.2	33.8	31.8	10.8	10.8	535.6	52.0	24.2

Preparation For Shipment

The cable shall be packaged to preclude the inducement of damage due to handling and transportation, and shall be in accordance with the best commercial practices available. Shipping containers shall be constructed as to eliminate any possible damage to the cables due to shipment.



MADE IN THE USA



Issue Date:
01/2020
Revision: 6

All warranty information can be viewed at WWW.REMEE.COM.


This product is RoHS compliant to directive 2002/95/EC .

1751 State RTE. 17A STE #1 Florida, NY 10921

Customer Service: 800-431-3864

Fax: 845-651-4160

Website: www.remee.com



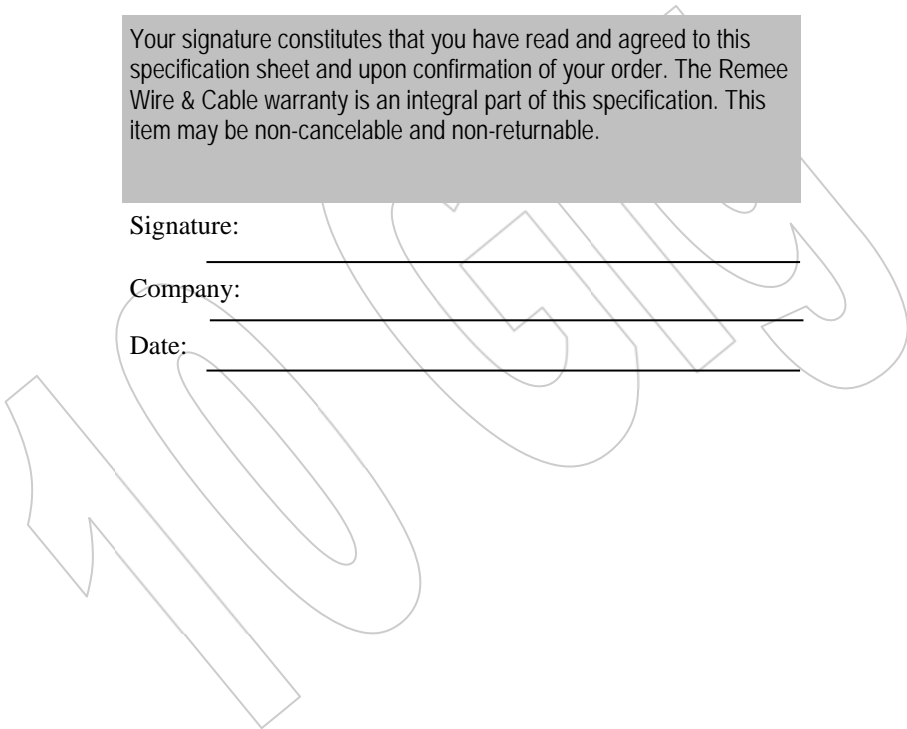
Category 6A
Shielded F/UTP
Augmented
500 MHz
Made in the USA

Part No.: 6UB234STP

Note: While Remeë Products Corp. has made every reasonable effort to ensure the accuracy of the information in this document, Remeë Products Corp. reserves the right to make any adjustments to the information contained herein at any time without notice. Remeë Products Corp. expressly disclaims all implied warranties regarding the information contained herein, including but not limited to, any implied warranties of merchantability or fitness for particular purpose. The dimensions in this document are for reference purposes only and are subject to change without notice.

Your signature constitutes that you have read and agreed to this specification sheet and upon confirmation of your order. The Remeë Wire & Cable warranty is an integral part of this specification. This item may be non-cancelable and non-returnable.

Signature: _____
Company: _____
Date: _____



Issue Date:
01/2020
Revision: 6

All warranty information can be viewed at WWW.REMEE.COM.

This product is RoHS compliant to directive 2002/95/EC .

1751 State RTE. 17A STE #1 Florida, NY 10921

Customer Service: 800-431-3864

Fax: 845-651-4160

Website: www.remee.com