

Paired Individually Shielded OSP CL4Z

ETL Listed for Guaranteed Performance
Made in the USA

PowerPipe™ - OSP / DB / SR

Applications:

This document establishes the specifications for copper pairs (one pair through eight pairs) suitable for use in all Class 4 fault-managed power systems such as Pulse Power, Digital Electricity and other smart transfer systems. Features include Sunlight Resistance, Direct Burial, use in both Wet and Dry Locations and shield isolation around each pair.

Construction Details:

Number of Conductors:	See Table on Page 2
Conductor:	Stranded Tinned Copper
Insulation Material:	Fluoropolymer (FEP)
Nominal Insulation Thickness:	See Table on Page 2
Color Code:	Pair #1 - Black paired with Red Pair #2 - Black paired with White Pair #3 - Black paired with Green Pair #4 - Black paired with Blue Pair #5 - Black paired with Yellow Pair #6 - Black paired with Brown Pair #7 - Black paired with Orange Pair #8 - Red paired with White
Pair Screen Shield, each Pair:	Aluminum/polyester shield with aluminum out, 100% coverage
Common Drain Wire:	20AWG Stranded Tinned Copper
Jacket Material:	Fluoropolymer
Jacket Color:	Black
Nominal Jacket Thickness:	See Table on Page 2
Nominal Diameter:	See Table on Page 2
Surface Print:	ACTIVATE™ by REMEE PowerPipe™ YYAWG CL4Z-FMP 3.75A (**) XXP SHIELDED 150C WET DIR BUR SUN RES C(ETL)US ROHS MADE IN USA (DATE OF MFG) (LOT NUMBER) + Sequential Footage Marking

Where: ** 3.75A shown on 18AWG products only, no Amperage shown with 16AWG or 14AWG products; XX indicates # of pairs; YY indicates size

Standards:

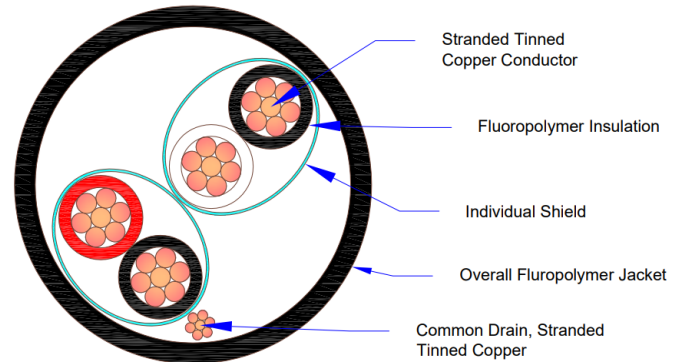
- National Electric Code - Articles 722 and 726
- UL 1400-2

Issue Date: 08/24
Revision: 31

All warranty information can be viewed at WWW.REMEE.COM.

This product is RoHS compliant to directive 2002/95/EC .

1751 State RTE. 17A STE #1 Florida, NY 10921
Customer Service: 800-431-3864 Fax: 845-651-4160 Website: www.remee.com



Representative Drawing

Technical Details:

Temperature Rating

Operation: -40°C to +150°C

Nominal Weight:

See Table on Page 2


Electricals:

Maximum Operating Voltage:	450 Volts, rms.
Nominal C - C Capacitance:	18AWG: 25.2 pF/ft. @ 1 kHz 16AWG: 28.3 pF/ft. @ 1 kHz 14AWG: 31.2 pF/ft. @ 1 kHz
Nominal C - S Capacitance:	18AWG: 47.9 pF/ft. @ 1 kHz 16AWG: 53.8 pF/ft. @ 1 kHz 14AWG: 59.3 pF/ft. @ 1 kHz
Upper Limit C - C Capacitance, All :	40.0 pF/ft. @ 1 kHz
Nominal D.C.R.:	18AWG: 6.62Ω / 1,000 feet @ 20°C 16AWG: 4.15Ω / 1,000 feet @ 20°C 14AWG: 2.56Ω / 1,000 feet @ 20°C
Nominal Inductance:	134 nH/ft.
Max. Current/Conductor:	See Table on Page 2

Codes & Listings:

- CL4Z





Paired Individually Shielded OSP CL4Z

ETL Listed for Guaranteed Performance
Made in the USA

PowerPipe™ - OSP / DB / SR

Part Number	Construction	# of Cond.	Insul. Wall	Jkt. Wall	Max. Dia. (in)	Weight (lb/Mft)
DE1P18ISOSPB2B	1PR 18 AWG	2	0.015	0.020	0.199	30
DE2P18ISOSPB2B	2PR 18 AWG	4	0.015	0.020	0.230	48
DE3P18ISOSPB2B	3PR 18 AWG	6	0.015	0.020	0.360	74
DE4P18ISOSPB2B	4PR 18 AWG	8	0.015	0.020	0.390	93
DE6P18ISOSPB2B	6PR 18 AWG	12	0.015	0.020	0.490	131
DE8P18ISOSPB2B	8PR 18 AWG	16	0.015	0.020	0.560	167
DE1P16ISOSPB2B	1PR 16 AWG	2	0.015	0.020	0.223	37
DE2P16ISOSPB2B	2PR 16 AWG	4	0.015	0.020	0.262	62
DE3P16ISOSPB2B	3PR 16 AWG	6	0.015	0.020	0.430	96
DE4P16ISOSPB2B	4PR 16 AWG	8	0.015	0.020	0.460	122
DE6P16ISOSPB2B	6PR 16 AWG	12	0.015	0.020	0.570	173
DE8P16ISOSPB2B	8PR 16 AWG	16	0.015	0.020	0.678	223
DE1P14ISOSPB2B	1PR 14 AWG	2	0.015	0.020	0.249	52
DE2P14ISOSPB2B	2PR 14 AWG	4	0.015	0.020	0.294	90
DE3P14ISOSPB2B	3PR 14 AWG	6	0.015	0.020	0.470	138
DE4P14ISOSPB2B	4PR 14 AWG	8	0.015	0.020	0.554	177
DE6P14ISOSPB2B	6PR 14 AWG	12	0.015	0.020	0.655	256
DE8P14ISOSPB2B	8PR 14 AWG	16	0.015	0.020	0.753	332



MADE IN THE USA




Issue Date: 08/24
Revision: 31

All warranty information can be viewed at WWW.REMEE.COM.

This product is RoHS compliant to directive 2002/95/EC .

1751 State RTE. 17A STE #1 Florida, NY 10921
Customer Service: 800-431-3864 Fax: 845-651-4160 Website: www.remee.com



Paired Individually Shielded OSP CL4Z

ETL Listed for Guaranteed Performance
Made in the USA

PowerPipe™ - OSP / DB / SR

Specific Part Number Information for Length, Put-Up & Jacket Color:

Available Length Designations — **M for 1000 feet**, and **L for 500 feet**

Available Put-Up's — **1 for Reel**

Available Jacket Color — **B for Black**

These 3-place designators are placed at the end of the part number to describe the individual packaging and length.

Preparation for Shipment:

The cable shall be packaged to preclude the inducement of damage due to handling and transportation, and shall be in accordance with the best commercial practices available. Shipping containers shall be constructed as to eliminate any possible damage to the cables due to shipment.

Note: While Remee Products Corp. has made every reasonable effort to ensure the accuracy of the information in this document, Remee Products Corp. reserves the right to make any adjustments to the information contained herein at any time without notice. Remee Products Corp. expressly disclaims all implied warranties regarding the information contained herein, including but not limited to, any implied warranties of merchantability or fitness for particular purpose. The dimensions in this document are for reference purposes only and are subject to change without notice.

Your signature constitutes that you have read and agreed to this specification sheet and upon confirmation of your order; this item may be non-cancelable and non-returnable.

Signature: _____

Company: _____

Date: _____



Issue Date: 08/24
Revision: 31

All warranty information can be viewed at WWW.REMEE.COM.

This product is RoHS compliant to directive 2002/95/EC .

1751 State RTE. 17A STE #1 Florida, NY 10921
Customer Service: 800-431-3864 Fax: 845-651-4160 Website: www.remee.com