

Photovoltaic Wire XLPE Insulation - 2KV Bare or Tinned Copper

UL listed for guaranteed performance
Made in the USA

PV Wire 2KV BC or TC

Applications:

This document establishes the specifications for Photovoltaic Wire with stranded bare or tinned copper conductors and XLPE insulation rated for 2KV per UL Standard 4703. For Photovoltaic applications.

Construction Details:

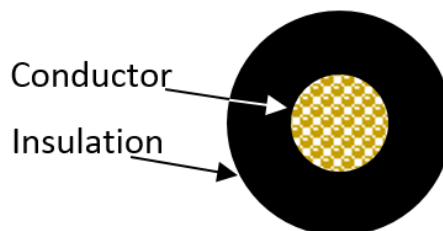
Number of Conductors: 1/C
 Conductor: Stranded Bare or Tinned Copper, See Table on Page 2
 Insulation Material: XLPE
 Nominal Insulation Thickness: Per UL 4703
 Nominal Insulation Diameter: Per UL 4703
 Color: Black or Red (w/Stripe, Available with MOQ)
 Shield: Unshielded
 Jacket: Integral Construction

Surface Print:
 RENEWABLES™ by REMEE (AWG/KCMIL) (MM²) CU
 (UL) PV WIRE 2000V 90°C DRY OR WET (-40°C) XLPE
 SUN RES DIRECT BURIAL RHH/RHW-2 2000V ROHS
 MM/DD/YYYY MADE IN USA + Sequential Footage
 Marking

See Table on Page 2 for construction details by size.

Electricals:

Voltage Rating: 2000 Volts
 DC Resistance: See Table



Technical Details:

Flame Resistance	VW-1
Temperature Rating	
Operation	-40°C to +90°C
	90°C Wet or Dry

Standards:

- National Electric Code (NFPA 70)
- UL 4703 - Photovoltaic Wire
- UL 44 - Thermoset Insulated Wires and Cables
- UL 854 - Service Entrance Cables
- UL 1581 - Standard for Electrical Wires, Cables
- CSA C.22 .2 No.271 Photovoltaic Cable

Codes & Listings:

- (UL) listed
- PV Wire per UL 4703
- RHW-2 per UL 44
- RHH per UL 44




MADE IN THE USA

Issue Date: 09/23
 Revision: 18

All warranty information can be viewed at WWW.REMEE.COM.

This product is RoHS compliant to directive 2002/95/EC .

1751 State RTE. 17A STE #1 Florida, NY 10921
 Customer Service: 800-431-3864 Fax: 845-651-4160 Website: www.remee.com



Photovoltaic Wire XLPE Insulation - 2KV Bare or Tinned Copper

UL listed for guaranteed performance
Made in the USA

Remeë Part Number*	Size AWG	Size kcmil	Size mm ²	Standard Number of Strands	Approximate Weight (Lbs/Kft)	Insul. Thickness (in.)	OD, Nom. (in.)	Bare Copper DCR, Nom., @ 20°C (Ω/KFT)	Tinned Copper DCR, Nom., @ 20°C (Ω/KFT)	Ampacity 90°C**
PV14YYYYXMUL	14		2.1	19	30	0.075	0.216	2.57	2.78	35
PV12YYYYXMUL	12		3.3	19	40	0.075	0.234	1.63	1.75	40
PV10YYYYXMUL	10		5.3	19	59	0.085	0.276	1.02	1.08	55
PV08YYYYXMUL	8		8.4	19	82	0.085	0.303	0.639	0.679	80
PV06YYYYXMUL	6		13.3	19	116	0.085	0.338	0.403	0.427	105
PV04YYYYXMUL	4		21.2	19	170	0.085	0.382	0.253	0.269	140
PV02YYYYXMUL	2		33.6	19	253	0.085	0.437	0.159	0.169	190
PV01YYYYBCMUL	1		42.4	37	328	0.105	0.511	0.126		220
PV1/0YYYYBCMUL	1/0		53.5	37	401	0.105	0.547	0.100		260
PV2/0YYYYBCMUL	2/0		67.4	37	493	0.105	0.589	0.0794		300
PV3/0YYYYBCMUL	3/0		85.0	37	607	0.105	0.635	0.0629		350
PV4/0YYYYBCMUL	4/0		107	37	747	0.105	0.688	0.0500		405
PV250YYYYBCMUL		250	127	61	891	0.120	0.764	0.0422		455
PV300YYYYBCMUL		300	152	61	1054	0.120	0.814	0.0353		500
PV350YYYYBCMUL		350	177	61	1216	0.120	0.860	0.0302		570
PV400YYYYBCMUL		400	203	61	1381	0.120	0.903	0.0264		615
PV500YYYYBCMUL		500	253	61	1686	0.120	0.981	0.0212		700
PV600YYYYBCMUL		600	304	91	2031	0.135	1.083	0.0176		780
PV700YYYYBCMUL		700	355	91	2351	0.135	1.148	0.0151		850
PV750YYYYBCMUL		750	380	91	2513	0.135	1.179	0.0141		885
PV1000YYYYBCMUL		1000	507	91	3308	0.135	1.319	0.0106		1055

*XX designates the conductor material; BC is Bare Copper, and TC is Tinned Copper. TC available only for sizes 14AWG to 2AWG.

*YYY designates the number of strands. Other stranding options available upon request.

**Ampacities in accordance with NEC (2023 Edition) Table 310.17: Single Insulated Conductors rated up to and including 2000 Volts in Free Air, Based on Ambient Temperature of 30°C (86°F)




MADE IN THE USA

Issue Date: 09/23
Revision: 18

All warranty information can be viewed at WWW.REMEE.COM.

This product is RoHS compliant to directive 2002/95/EC .

1751 State RTE. 17A STE #1 Florida, NY 10921
Customer Service: 800-431-3864 Fax: 845-651-4160 Website: www.remee.com



Photovoltaic Wire XLPE Insulation - 2KV Bare or Tinned Copper

UL listed for guaranteed performance
Made in the USA

Preparation for Shipment:

The cable shall be packaged to preclude the inducement of damage due to handling and transportation, and shall be in accordance with the best commercial practices available. Shipping containers shall be constructed as to eliminate any possible damage to the cables due to shipment.

Note: While Remeewire Products Corp. has made every reasonable effort to ensure the accuracy of the information in this document, Remeewire Products Corp. reserves the right to make any adjustments to the information contained herein at any time without notice. Remeewire Products Corp. expressly disclaims all implied warranties regarding the information contained herein, including but not limited to, any implied warranties of merchantability or fitness for particular purpose. The dimensions in this document are for reference purposes only and are subject to change without notice.

Your signature constitutes that you have read and agreed to this specification sheet and upon confirmation of your order; this item may be non-cancelable and non-returnable.

Signature: _____

Company: _____

Date: _____



MADE IN THE USA

Issue Date: 09/23
Revision: 18

All warranty information can be viewed at WWW.REMEE.COM.

This product is RoHS compliant to directive 2002/95/EC .

1751 State RTE. 17A STE #1 Florida, NY 10921
Customer Service: 800-431-3864 Fax: 845-651-4160 Website: www.remee.com